

Surface-mounted diffuser luminaire - Opal diffuser - direct distribution

Sectional sheet steel luminaire body, trapezoid, white polycarbonate cable entries near centre of luminaire, diffuser fixing by engaging; Housing colour traffic white RAL 9016; Direct diffuse light distribution using diffuser profile made of acrylic glass in satin-finish look, convex with inner longitudinal prisms, snap-fit white end faces made of UV-stabilised polycarbonate; Electrical connection via 5-pole connection terminal with plug-in contacts.. Suspension set complete LPA-PS for pendant mounting must be ordered separately.

CHARACTERISTICS

Order number	21666216680
EAN number	4020863354917
Commodity code	94051140
Certification mark	IP 44, Protection class I, F, HACCP DIN10500/Food/IFS-application-related suitability/BRC, Indoor, CE
Impact resistance (IK rating)	IK04
Ambient temperatur	ta 25°C
Special properties	Ready for IoT
Warranty period	5 years
State funding programs	BEG - Federal funding for efficient buildings (valid only for Germany)

ELECTRICAL ENGINEERING

Controller	Electronic driver DALI2 (1 pcs.)
System output	19W
Mains voltage	230V/50Hz
Circuit breakers (inrush current)	18 pieces/B10, 28 pieces/B16, 30 pieces/C10, 46 pieces/C16
Energy efficiency class/light source	C

LIGHTING TECHNOLOGY

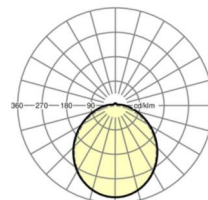
Placement	LED, Colour rendering/Light colour CRI ≥ 80 / 4000K
Colour tolerance (MacAdam)	3SDCM
Photobiological safety (Luminaire)	RG0
Nominal luminous flux	2709lm
LED service life	70000h L80/B10 (Tq 25°C), 50000h L90/B10 (Tq 25°C)
Luminaire luminous efficiency	141lm/W
UGR lat./long.	22.4 / 21.7

MECHANICS

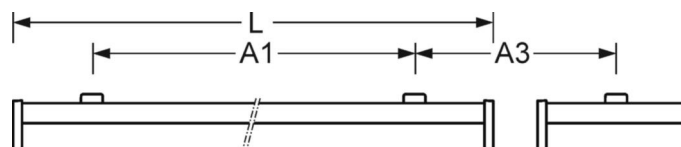
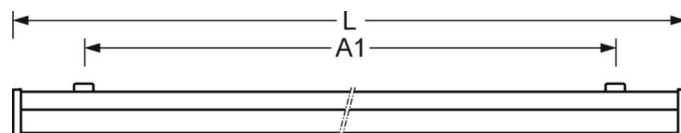
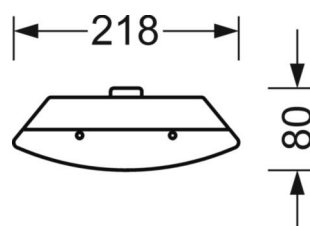
Housing colour	traffic white RAL 9016
Dimensions (LxWxH/DxH)	604mm x 218mm x 80mm
Weight (net)	2.1kg
Cable entry KE (X/Y)	65mm/0mm
Type of installation	Ceiling-mounted single installation, Pendant individual mounting, Wall mounting

DEEP-LINK

<https://www.regiolux.de/en/article/21666216680>



Reference	LED 2600lm 840
ηLB	100 %
Φ ↓/↑	95 % / 5 %
UGR lat./long.	22.4 / 21.7



Dimensions

L	604 mm	Length
B	218 mm	Width
H	80 mm	Height
A1	520 mm	Mounting distance single mounting
A3	234 mm	Mounting distance between luminaires in a light run arrangement
X	65 mm	Distance cable infeed to the center of the luminaire on the X-axis
Y	0 mm	Distance cable infeed to the center of the luminaire on the Y-axis
